

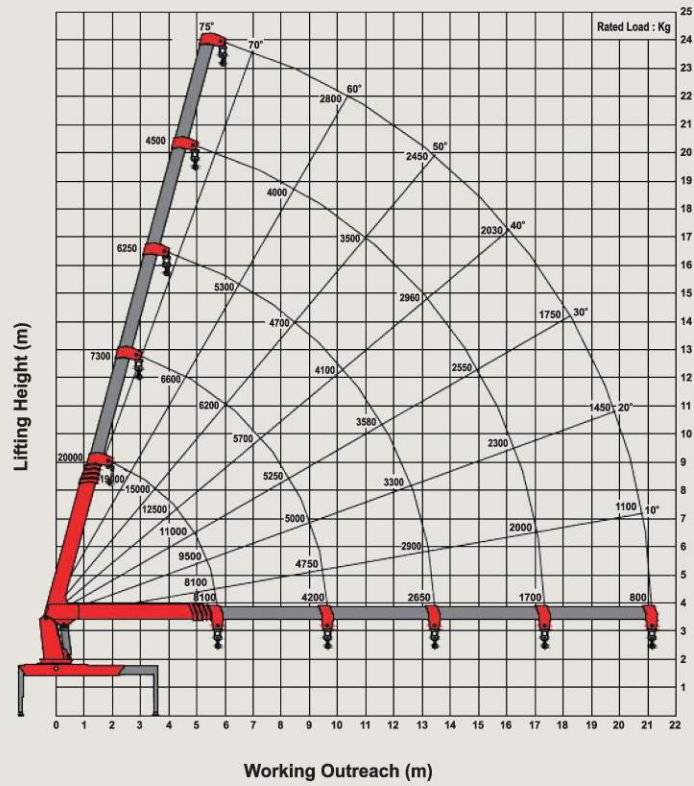
SPS 50000



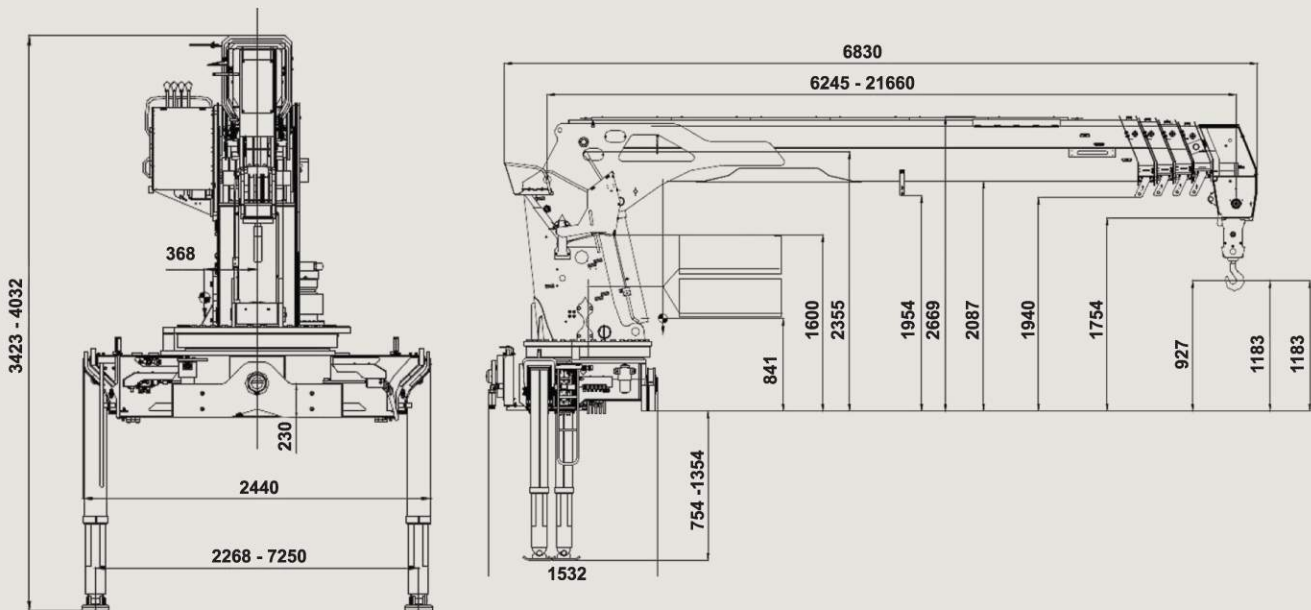
PALFINGER ASIA PACIFIC STIFF BOOM CRANES



C (5 BOOMS)



DIMENSIONS (SPS 50000 C -H)




* All dimensions are in mm *

* Diagrams may include optional configurations *

* Applications shown in the leaflet do not always correspond to the standard specifications, Design and specification are subject to change without prior notice. *

LIFTING CAPACITY



Working Radius	Boom Length				
	6.2 m	10.2 m	14 m	17.8 m	21.6 m
2 m	22000				
2.5 m	20000				
3 m	17000	7300			
3.5 m	14000	7000	6250		
4 m	12500	6800	6000		
4.5 m	11000	6500	5750	4500	
5 m	9500	6380	5600	4400	
5.5 m	8100	6200	5400	4300	3150
6 m		5900	5250	4200	3100
6.5 m		5700	5150	4100	3050
7 m		5500	4900	4000	3000
7.5 m		5250	4700	3950	2950
8 m		5000	4500	3800	2900
8.5 m		4750	4300	3700	2850
9 m		4500	4100	3600	2800
9.5 m		4200	3900	3500	2700
10 m			3740	3350	2650
10.5 m			3580	3250	2580
11 m			3420	3100	2500
11.5 m			3250	2950	2450
12 m			3100	2800	2380
12.5 m			2950	2680	2280
13 m			2800	2550	2200
13.5 m			2650	2440	2100
14 m				2320	2030
14.5 m				2220	1920
15 m				2130	1850
15.5 m				2000	1750
16 m				1910	1650
16.5 m				1800	1550
17 m				1700	1450
17.5 m					1360
18 m					1280
18.5 m					1200
19 m					1100
19.5 m					1020
20 m					940
20.5 m					860
21.2 m					800
Recommended Rope lines	6	4	4	4	2



- Longer boom variant for wider working areas
- Strong lifting performance
- Proportional control valve allows for smooth controllability and high operating efficiency
- Higher transport capacity due to the lighter, optimized crane structure
- Manufactured with European quality processes to ensure safety and reliability
- Loader limit system ensures safe and efficient heavy duty crane operations
- Suitable for installation on 4-axle trucks

TECHNICAL SPECIFICATIONS

Max. lifting moment	mt	50.0
Max. lifting capacity	kg/m	20000 / 2.5
Number of booms	sections	5
Max. outreach	m	21.2
Max. lifting angle	°	75
Slewing angle	°	Endless
Stabilizer spread (std.)	mm	7250
Operating pressure	MPa	29 / 32
Recommended pump capacity	L/min	100
Oil tank capacity	L	300
Crane weight	Kg	6800



* Optional*



CE ASIA HEAVY MACHINERY SDN BHD

No. 21, Jalan Kempas Utama 3,
Kempas Utama Industrial Park,
81200 Johor Bahru, Johor, Malaysia.

TEL +6 07- 559 0188

FAX +6 07- 559 0272

EMAIL SALES@CEASIA.MY

WEBSITE WWW.CEASIA.MY



SANY PALFINGER

- SALES
- SERVICE
- PARTS

